



District Report Card: 2017


State: Sikkim	District: West Sikkim
Class: 8	Subject: Language
Schools: 63	Students: 1402


Participation/Coverage


Students

<div>GENDER</div> <div></div>	Boys		Girls	
	Number	%	Number	%
	660	47.08	742	52.92

<div>AREA</div> <div></div>	Rural		Urban	
	Number	%	Number	%
	1344	95.86	58	4.14

<div>CATEGORY</div> <div></div>	SC		ST		OBC		GEN	
	Number	%	Number	%	Number	%	Number	%
	96	6.85	629	44.86	531	37.87	146	10.41

<div>CWSN</div> <div></div>	LD	VI	HI	S&LD	ID	Oth
	1	3	1	2	8	23

<div>Management</div> <div></div>	Government		Government-aided	
	Number	%	Number	%
	1376	98.15	26	1.85

Average Performance of Students in Language (%)

Overall	Gender		Area		Management		Social Group			
	Male	Female	Rural	Urban	Govt.	Aided	SC	ST	OBC	GEN
50.70	49.80	51.50	50.19	62.53	50.66	52.56	47.71	50.34	51.56	51.05

Performance on Learning Outcomes (LOs)

Learning Outcomes	Description	Average Performance(%)
L813	Read textual/non-textual materials with comprehension and identifies the details, characters, main idea and sequence of ideas and events while reading	50.70

Range of Performance of Students who Answered Correctly							
Below 30%		30% - 50%		50% - 75%		Above 75%	
Number	%	Number	%	Number	%	Number	%
230	16.41	483	34.45	537	38.30	152	10.84

Lowest Performing Learning Outcomes (LOs)

1 - Read textual/non-textual materials with comprehension and identifies the details, characters, main idea and sequence of ideas and events while reading (50.70)